







Phillips Drive Fine Thread

Size	Recommendations	Picture (Not to a particular size)
6 x 3/4 6 x 1 6 x 1-1/8 6 x 1-1/4 6 x 1-1/2 6 x 1-5/8 6 x 1-3/4 6 x 2 6 x 2-1/4 7 x 1-1/2 7 x 2-1/2	Attaches gypsum board to 20 - 24 gauge metal studs.	
8 x 2-1/2 8 x 3	Attaches double, or multi-layered drywall to metal studs. 14 - 20 gauge.	
10 x 3-1/2 10 x 3-3/4 10 x 4 10 x 4-1/2 10 x 5 10 x 6	Multi purpose screw used in various wood deck applications. 12 threads per inch. Can be used in most coarse thread applications.	


Phillips Drive Coarse Thread

Size	Recommendations	Picture (Not to a particular size)
6 x 3/4 6 x 1 6 x 1-1/8 6 x 1-1/4 6 x 1-1/2 6 x 1-5/8 6 x 1-3/4 6 x 2 6 x 2-1/4	Attaches gypsum board to wood studs. Also used in particle board attachments.	
7 x 1-1/2 7 x 2 7 x 2-1/2	For softwood framing attachments.	
8 x 2-1/2 8 x 3	Attaches double or multi-layered drywall to wood	


Phillips Drive Coarse Thread Zinc Yellow

Size	Recommendations	Picture (Not to a particular size)
6 x 3/4 6 x 1 6 x 1-1/8 6 x 1-1/4 6 x 1-1/2 6 x 1-5/8 6 x 2 6 x 2-1/4 7 x 2 8 x 2-1/2 8 x 3	Ideal for interior applications where screw head is not covered over. Use for exterior low-corrosion applications. Approx. 90 hrs salt spray resistance.	
10 x 3-1/2 10 x 3-3/4 10 x 4 10 x 4-1/2 10 x 5 10 x 6	Multi purpose screw used in various wood deck applications. Approx. 90 hrs salt spray resistance. 12 threads per inch. Can be used in most coarse thread applications.	

Phillips Drive Hi-Lo Thread Black Phos

Size	Recommendations	Picture (Not to a particular size)
6 x 1 6 x 1-1/4 6 x 1-5/8 6 x 2 6 x 2-1/4 8 x 2-1/2 8 x 3	Type S point for fastening gypsum board to 20-25 gauge steel stud. Excellent fastener for use in wood plastic applications. Attaches gypsum board to 20-24 gauge metal studs.	


Square Drive Coarse Thread Black

Size	Recommendations	Picture (Not to a particular size)
6 x 1-1/4 6 x 1-5/8 6 x 2	Attaches gypsum board to wood studs. Also used in particle board attachments. Square drive reduces cam out and provides superior driving power.	
8 x 2-1/2 8 x 3	Attaches double or multi-layered drywall to wood studs. Square drive reduces cam out and provides superior driving power.	


Knoxville Bolt and Screw, Inc.
 Phone 865-573-1991
 Fax 865-573-8617

www.knoxvillebolt.com
 800-231-3309
 800-231-9566

Square Drive Coarse Thread Zinc Yellow

Size	Recommendations	Picture (Not to a particular size)
6 x 1-1/4 6 x 1-5/8 6 x 2 8 x 2-1/2 8 x 3	Ideal for interior applications where screw head is not covered over. Use for exterior low-corrosion applications. Approx. 90 hrs salt spray resistance. Square drive reduces cam out and provides superior driving power.	

Trim HD

Size	Recommendations	Picture (Not to a particular size)
6 x 1-5/8 PH 6 x 2-1/4 PH. 6 x 1 SQ. 6 x 1-5/8 SQ. 6 x 2-1/4 SQ. 8 x 3 SQ.	Attaches wood trim on single or double layered drywall to studs.	

Laminating

Size	Recommendations	Picture (Not to a particular size)
10 x 1-1/2	Attaches 3/4 to 3/4 gypsum board.	